

BANDELLA A CUORE



ARTICOLO	Finitura	L	H
1-100-05	Trop./Nero	150	35
1-100-10	Trop./Nero	180	35
1-100-15	Trop./Nero	210	35
1-100-20	Trop./Nero	150	40
1-100-25	Trop./Nero	180	40
1-100-30	Trop./Nero	210	40

BANDELLA LISCIA



ARTICOLO	Finitura	L	H
3-100-05	Trop./nero	150	35
3-100-10	Trop./nero	180	35
3-100-15	Trop./nero	210	35
3-100-20	Trop./nero	150	40
3-100-25	Trop./nero	180	40
3-100-30	Trop./nero	210	40

BANDELLA PIENA RIGATA



ARTICOLO	Finitura	L	H
2-100-05	Trop./nero	150	35
2-100-10	Trop./nero	180	35
2-100-15	Trop./nero	210	35
2-100-20	Trop./nero	150	40
2-100-25	Trop./nero	180	40
2-100-30	Trop./nero	210	40

BANDELLA ROTONDA LISCIA




ARTICOLO	Finitura	L	H
5-100-05	Trop./nero	150	35
5-100-10	Trop./nero	180	35
5-100-15	Trop./nero	210	35
5-100-20	Trop./nero	150	40
5-100-25	Trop./nero	180	40
5-100-30	Trop./nero	210	40

BANDELLA TONDA RIGATA



ARTICOLO	Finitura	L	H
4-100-05	Trop./nero	150	35
4-100-10	Trop./nero	180	35
4-100-15	Trop./nero	210	35
4-100-20	Trop./nero	150	40
4-100-25	Trop./nero	180	40
4-100-30	Trop./nero	210	40

BANDELLA A CUORE



ARTICOLO	Finitura	L	H
1-110-05	Trop./nero	120	35
1-110-10	Trop./nero	140	35
1-110-15	Trop./nero	160	35
1-110-20	Trop./nero	180	35
1-110-25	Trop./nero	200	35
1-110-30	Trop./nero	120	40
1-110-35	Trop./nero	140	40
1-110-40	Trop./nero	160	40
1-110-45	Trop./nero	180	40
1-110-50	Trop./nero	200	40

BANDELLA PIENA LISCIA



ARTICOLO	Finitura	L	H
3-110-05	Trop./nero	120	35
3-110-10	Trop./nero	140	35
3-110-15	Trop./nero	160	35
3-110-20	Trop./nero	180	35
3-110-25	Trop./nero	200	35
3-110-30	Trop./nero	120	40
3-110-35	Trop./nero	140	40
3-110-40	Trop./nero	160	40
3-110-45	Trop./nero	180	40
3-110-50	Trop./nero	200	40



ARTICOLO	Finitura	L	H
2-110-05	Trop./nero	120	35
2-110-10	Trop./nero	140	35
2-110-15	Trop./nero	160	35
2-110-20	Trop./nero	180	35
2-110-25	Trop./nero	200	35
2-110-30	Trop./nero	120	40
2-110-35	Trop./nero	140	40
2-110-40	Trop./nero	160	40
2-110-45	Trop./nero	180	40
2-110-50	Trop./nero	200	40

TONDA LISCIA



ARTICOLO	Finitura	L	H
5-110-05	Trop./nero	120	35
5-110-10	Trop./nero	140	35
5-110-15	Trop./nero	160	35
5-110-20	Trop./nero	180	35
5-110-25	Trop./nero	200	35
5-110-30	Trop./nero	120	40
5-110-35	Trop./nero	140	40
5-110-40	Trop./nero	160	40
5-110-45	Trop./nero	180	40
5-110-50	Trop./nero	200	40

TONDA RIGATA



ARTICOLO	Finitura	L	H
4-110-05	Trop./nero	120	35
4-110-10	Trop./nero	140	35
4-110-15	Trop./nero	160	35
4-110-20	Trop./nero	180	35
4-110-25	Trop./nero	200	35
4-110-30	Trop./nero	120	40
4-110-35	Trop./nero	140	40
4-110-40	Trop./nero	160	40
4-110-45	Trop./nero	180	40
4-110-50	Trop./nero	200	40



A CUORE 1



PIANA LISCIA 2



PIANA RIGATA 3



TONDA LISCIA 4



TONDA RIGATA 5

BANDELLA SNODATA OCCHIO LATERALE



ARTICOLO	Finitura	L	H
-115-05	Trop./nero	120	35
-115-07	Trop./nero	130	35
-115-10	Trop./nero	140	35
-115-12	Trop./nero	150	35
-115-15	Trop./nero	160	35
-115-20	Trop./nero	180	35
-115-25	Trop./nero	200	35
-115-30	Trop./nero	120	40
-115-32	Trop./nero	130	40
-115-35	Trop./nero	140	40
-115-37	Trop./nero	150	40
-115-40	Trop./nero	160	40
-115-45	Trop./nero	180	40
-115-50	Trop./nero	200	40

BANDELLA DRITTA OCCHIO CENTRALE



ARTICOLO	Finitura	L	H
-120-05	Trop./nero	200	35
-120-10	Trop./nero	250	35
-120-15	Trop./nero	300	35
-120-20	Trop./nero	350	35
-120-25	Trop./nero	200	40
-120-30	Trop./nero	250	40
-120-35	Trop./nero	300	40
-120-40	Trop./nero	350	40
-120-45	Trop./nero	400	40
-120-50	Trop./nero	450	40
-120-55	Trop./nero	500	40
-120-60	Trop./nero	600	40

BANDELLA DRITTA OCCHIO LATERALE



ARTICOLO	Finitura	L	H
-125-05	Trop./nero	200	35
-125-10	Trop./nero	250	35
-125-15	Trop./nero	300	35
-125-20	Trop./nero	350	35
-125-25	Trop./nero	200	40
-125-30	Trop./nero	250	40
-125-35	Trop./nero	300	40
-125-40	Trop./nero	350	40
-125-45	Trop./nero	400	40
-125-50	Trop./nero	450	40
-125-55	Trop./nero	500	40
-125-60	Trop./nero	600	40

BANDELLA DRITTA ZANCA A FILO



ARTICOLO	Finitura	L	H
-130-05	Trop./nero	200	35
-130-10	Trop./nero	250	35
-130-15	Trop./nero	300	35
-130-20	Trop./nero	350	35
-130-25	Trop./nero	200	40
-130-30	Trop./nero	250	40
-130-35	Trop./nero	300	40
-130-40	Trop./nero	350	40
-130-45	Trop./nero	400	40
-130-50	Trop./nero	450	40
-130-55	Trop./nero	500	40

BANDELLA ZANCATA


ARTICOLO	Finitura	L	H
-140-05	Trop./nero	250	35
-140-10	Trop./nero	250	35
-140-15	Trop./nero	300	35
-140-20	Trop./nero	300	35
-140-21	Trop./nero	350	35
-140-22	Trop./nero	350	35
-140-25	Trop./nero	250	40
-140-30	Trop./nero	250	40
-140-35	Trop./nero	250	40
-140-40	Trop./nero	300	40
-140-45	Trop./nero	300	40
-140-50	Trop./nero	300	40
-140-55	Trop./nero	350	40
-140-60	Trop./nero	350	40
-140-65	Trop./nero	350	40
-140-70	Trop./nero	400	40
-140-75	Trop./nero	400	40
-140-80	Trop./nero	400	40
-140-85	Trop./nero	450	40
-140-90	Trop./nero	450	40
-140-95	Trop./nero	450	40
-140-96	Trop./nero	500	40
-140-97	Trop./nero	500	40
-140-98	Trop./nero	500	40

**BANDELLA SNODATA
ALLA PADOVANA**


ARTICOLO	Finitura	L	H
-150-05	Trop./nero	120	35
-150-10	Trop./nero	130	35
-150-15	Trop./nero	140	35
-150-20	Trop./nero	150	35
-150-25	Trop./nero	160	35
-150-30	Trop./nero	180	35
-150-35	Trop./nero	200	35
-150-40	Trop./nero	120	40
-150-45	Trop./nero	130	40
-150-50	Trop./nero	140	40
-150-55	Trop./nero	150	40
-150-60	Trop./nero	160	40
-150-65	Trop./nero	180	40
-150-70	Trop./nero	200	40

ASENERE



ARTICOLO	Finitura	L	H
-150-05	Trop./nero	120	35
-150-10	Trop./nero	130	35
-150-15	Trop./nero	140	35
-150-20	Trop./nero	150	35
-150-25	Trop./nero	160	35
-150-30	Trop./nero	180	35
-150-35	Trop./nero	200	35
-150-40	Trop./nero	120	40
-150-45	Trop./nero	130	40

BANDELLA A DOPPIO "T"



ARTICOLO	Finitura	L	H
-200-05	Trop./nero	160	28
-200-10	Trop./nero	200	30

BANDELLA A DOPPIO "T" ZANCATA



ARTICOLO	Finitura	L	H
-205-05	Trop./nero	200	30

BANDELLA A DOPPIO "T"
PERNO SFILABILE



ARTICOLO	Finitura	L	H
-210-05	Trop./nero	160	28
-210-10	Trop./nero	200	30

BNADELLA A DOPPIO "T"
ZANCATA PERNO SFILABILE



ARTICOLO	Finitura	L	H
-215-05	Trop./nero	200	30

BANDELLA A DOPPIO "T"
SFILABILE



ARTICOLO	Finitura	L	H
-220-05 DX	Trop./nero	200	30

BANDELLA A "T" OCCHIO CENTRALE



ARTICOLO	Finitura	L	H
-230-05	Trop./nero	160	28
-230-10	Trop./nero	160	30
-230-15	Trop./nero	200	30
-230-20	Trop./nero	200	30
-230-25	Trop./nero	200	30

BANDELLA A "T" OCCHIO LATERALE



ARTICOLO	Finitura	L	H
-235-05	Trop./nero	160	28
-235-10	Trop./nero	160	30
-235-15	Trop./nero	200	30
-235-20	Trop./nero	200	30
-235-25	Trop./nero	200	30

BANDELLA A "T" ZANCA A FILO



ARTICOLO	Finitura	L	H
-240-05	Trop./nero	160	28
-240-10	Trop./nero	160	30
-240-15	Trop./nero	200	30
-240-20	Trop./nero	200	30

BANDELLA A "T" ZANCATA



ARTICOLO	Finitura	L	H
-250-05	Trop./nero	160	30
-250-10	Trop./nero	160	30
-250-15	Trop./nero	200	30
-250-20	Trop./nero	200	30

BANDELLA A "T"
SOVRAPPOSTA




ARTICOLO	Finitura	L	H
-260-05	Trop./nero	200	30

BANDELLA A "T"
SOVRAPPOSTA ZANCATA



ARTICOLO	Finitura	L	H
-265-05	Trop./nero	200	30

BNADELLA SNODATA FINALE A "T"




ARTICOLO	Finitura	L	H
-270-05	Trop./nero	120	35
-270-10	Trop./nero	140	35
-270-15	Trop./nero	160	35
-270-20	Trop./nero	180	35
-270-25	Trop./nero	200	35

FINTO SQUADRO




ARTICOLO	Finitura	L	H
-300-05	Trop./nero	180	30
-300-10	Trop./nero	200	30
-300-15	Trop./nero	250	30

SQUADRO OCCHIO CENTRALE



ARTICOLO	Finitura	L	H
-310-05 DX-SX	Trop./nero	180	30
-310-10 DX-SX	Trop./nero	200	30
-310-15 DX-SX	Trop./nero	180	30
-310-20 DX-SX	Trop./nero	200	30
-310-25 DX-SX	Trop./nero	200	30

SQUADRO OCCHIO LATERALE



ARTICOLO	Finitura	L	H
-320-05 DX-SX	Trop./nero	180	30
-320-10 DX-SX	Trop./nero	200	30
-320-15 DX-SX	Trop./nero	180	30
-320-20 DX-SX	Trop./nero	200	30
-320-25 DX-SX	Trop./nero	200	30

SQUADRA ZANCA A FILO



ARTICOLO	Finitura	L	H
-330-05 DX-SX	Trop./nero	180	30
-330-10 DX-SX	Trop./nero	200	30
-330-15 DX-SX	Trop./nero	180	30
-330-20 DX-SX	Trop./nero	200	30

SQUADRO SOVRAPPOSTO



ARTICOLO	Finitura	L	H
-340-05 DX-SX	Trop./nero	180	30
-340-10 DX-SX	Trop./nero	200	30

SQUADRO SOVRAPPOSTO



ARTICOLO	Finitura	L	H
-350-05 DX-SX	Trop./nero	180	30
-350-10 DX-SX	Trop./nero	200	30

ASENERE A 4 SNODI



ARTICOLO	Finitura	L	H
-400-05	Trop./nero	100	38
-400-10	Trop./nero	150	38
-400-15	Trop./nero	180	38
-400-20	Trop./nero	210	38
-400-25	Trop./nero	240	38

BANDELLA SNODATA A 4 SNODI OCCHIO CENTRALE



ARTICOLO	Finitura	L	H
-410-05	Trop./nero	120	38
-410-07	Trop./nero	130	38
-410-10	Trop./nero	140	38
-410-12	Trop./nero	150	38
-410-15	Trop./nero	160	38
-410-20	Trop./nero	180	38
-410-25	Trop./nero	200	38

BANDELLA SNODATA ALLA PADOVANA 4 SNODI



ARTICOLO	Finitura	L	H
-420-05	Trop./nero	120	38
-420-10	Trop./nero	130	38
-420-15	Trop./nero	140	38
-420-20	Trop./nero	150	38
-420-25	Trop./nero	160	38
-420-30	Trop./nero	180	38
-420-35	Trop./nero	200	38

CATENACCIO VERTICALE
FINALE TONDO ZANCATO



ARTICOLO	Finitura	L	H
-500-05	Trop./nero	280	47
-500-10	Trop./nero	430	47
-500-15	Trop./nero	530	47

CATENACCIO VERTICALE
FINALE TONDO



ARTICOLO	Finitura	L	H
-505-05	Trop./nero	200	47
-505-10	Trop./nero	250	47
-505-15	Trop./nero	300	47
-505-20	Trop./nero	400	47
-505-25	Trop./nero	500	47

CATENACCIO TRASVERSALE



ARTICOLO	Finitura	L	H
-510-05	Trop./nero	220	47
-510-10	Trop./nero	300	47
-510-15	Trop./nero	400	47
-510-20	Trop./nero	500	47

CARDINE FISSO



ARTICOLO	Finitura	L	H
-700-05	Trop./nero	160	28
-700-10	Trop./nero	200	30
-700-15	Trop./nero	160	28
-700-20	Trop./nero	200	30
-700-25	Trop./nero	160	28
-700-30	Trop./nero	200	30
-700-35	Trop./nero	200	30

CARDINE REGOLABILE



ARTICOLO	Finitura	L	H
-710-05	Trop./nero	160	28
-710-10	Trop./nero	180	28
-710-15	Trop./nero	200	30

CARDINE A MURARE REGOLABILE



ARTICOLO	Finitura	L	H
-720-05	Trop./nero	80	14
-720-10	Trop./nero	80	14
-720-15	Trop./nero	80	14
-720-20	Trop./nero	80	14

CARDINE A MURARE



ARTICOLO	Finitura	L	H
-735-05	Trop./nero	108	28
-735-10	Trop./nero	120	30

CARDINE AD AVVITARE SPINA A LEVARE



ARTICOLO	Finitura	L	H
-745-05	Trop./nero	60	30
-745-10	Trop./nero	60	30
-745-15	Trop./nero	25	30

CARDINE AD AVVITARE



ARTICOLO	Finitura	L	H
-755-05	Trop./nero	60	
-755-10	Trop./nero	60	
-755-15	Trop./nero	80	
-755-20	Trop./nero	80	

ASTA DI COLLEGAMENTO PER SPAGNOLETTE



ARTICOLO	Finitura	L	H
8-870-05	Trop./nero	1000	
8-870-10	Trop./nero	1200	
8-870-15	Trop./nero	1400	
8-870-20	Trop./nero	1600	
8-870-25	Trop./nero	1800	
8-870-30	Trop./nero	2000	
8-870-35	Trop./nero	2200	
8-870-40	Trop./nero	2400	
8-870-45	Trop./nero	2600	

KIT SPAGNOLETTE DIRITTA



ARTICOLO	Finitura	L	H
8-900-05	Trop./nero	120	77
8-900-10	Trop./nero	468	77

KIT SPAGNOLETTA CURVA



ARTICOLO	Finitura	L	H
8-905-05	Trop./nero	120	77
8-905-10	Trop./nero	468	77

KIT SPAGNOLETTA COMBINATA



ARTICOLO	Finitura	L	H
8-910-05 DX-SX	Trop./nero	120	77
8-910-10 DX-SX	Trop./nero	468	77